



Ejecución Presupuestal de Gastos e Inversión Periodo 201710


Código	Nombre	Apropiación Inicial	Modificaciones Mes	Presupuestales Acumulados	Apropiación Vigente 6 = (3 + 5)	Apropiaciones Suspendidas	Apropiación Disponible 8 = (6 - 7)	Compromisos Mes	Compromisos Acumulados	% Ejec. 11 = (10 / 8)	Giros Mes	Giros Acumulados	% Giros 14 = (13 / 8)
1	2	3	4	5	6 = (3 + 5)	7	8 = (6 - 7)	9	10	11 = (10 / 8)	12	13	14 = (13 / 8)
3	GASTOS	59,300,000,000.00	0.00	88,123,041,144.00	147,423,041,144.00	0.00	147,423,041,144.00	1,106,436,752.00	60,602,446,005.00	41.11	1,979,695,709.00	44,476,866,319.00	30.17
31	GASTOS DE FUNCIONAMIENTO	21,652,600,000.00	0.00	1,008,386,428.00	22,660,986,428.00	0.00	22,660,986,428.00	783,626,400.00	14,788,906,539.00	65.26	1,256,175,546.00	12,759,958,082.00	56.31
311	SERVICIOS PERSONALES	12,880,000,000.00	0.00	200,160,175.00	13,080,160,175.00	0.00	13,080,160,175.00	583,120,085.00	8,747,546,379.00	66.88	838,415,733.00	8,105,338,217.00	61.97
31101	SERVICIOS PERSONALES ASOCIADOS A LA NOMI	8,023,500,000.00	0.00	-130,000,000.00	7,893,500,000.00	0.00	7,893,500,000.00	449,936,466.00	5,191,822,689.00	65.77	467,507,803.00	5,191,822,689.00	65.77
3110101	SUELDOS PERSONAL DE NOMINA	3,987,500,000.00	0.00	-133,000,000.00	3,854,500,000.00	0.00	3,854,500,000.00	327,472,200.00	3,312,760,863.00	85.95	327,472,200.00	3,312,760,863.00	85.95
3110102	GASTOS DE REPRESENTACION	630,500,000.00	0.00	0.00	630,500,000.00	0.00	630,500,000.00	43,599,533.00	403,531,977.00	64.00	43,599,533.00	403,531,977.00	64.00
3110103	HORAS EXTRAS, DOM., FESTIVOS	57,600,000.00	0.00	0.00	57,600,000.00	0.00	57,600,000.00	2,645,251.00	13,796,887.00	23.95	2,645,251.00	13,796,887.00	23.95
3110104	SUBSIDIO DE TRANSPORTE	3,500,000.00	0.00	0.00	3,500,000.00	0.00	3,500,000.00	83,140.00	935,000.00	26.71	83,140.00	935,000.00	26.71
3110105	SUBSIDIO DE ALIMENTACION	2,500,000.00	0.00	3,000,000.00	5,500,000.00	0.00	5,500,000.00	448,498.00	4,460,609.00	81.10	448,498.00	4,460,609.00	81.10
3110106	BONIFICACION POR SERVICIOS PRESTADOS	138,000,000.00	0.00	0.00	138,000,000.00	0.00	138,000,000.00	10,333,154.00	100,609,687.00	72.91	10,333,154.00	100,609,687.00	72.91
3110107	PRIMA SEMESTRAL	256,500,000.00	0.00	0.00	256,500,000.00	0.00	256,500,000.00	0.00	236,931,893.00	92.37	897,786.00	236,931,893.00	92.37
3110109	PRIMA DE NAVIDAD	572,000,000.00	0.00	0.00	572,000,000.00	0.00	572,000,000.00	0.00	8,025,520.00	1.40	8,025,520.00	8,025,520.00	1.40
3110110	PRIMA DE VACACIONES	275,000,000.00	0.00	0.00	275,000,000.00	0.00	275,000,000.00	7,904,191.00	161,992,485.00	58.91	11,411,167.00	161,992,485.00	58.91
3110111	PRIMA TECNICA	782,000,000.00	0.00	0.00	782,000,000.00	0.00	782,000,000.00	56,566,983.00	518,458,370.00	66.30	56,566,983.00	518,458,370.00	66.30
3110112	OTRAS PRIMAS Y BONIFICACIONES	22,500,000.00	0.00	0.00	22,500,000.00	0.00	22,500,000.00	883,516.00	15,809,041.00	70.26	1,114,805.00	15,809,041.00	70.26
3110113	VACACIONES EN DINERO	185,000,000.00	0.00	0.00	185,000,000.00	0.00	185,000,000.00	0.00	4,909,766.00	2.65	4,909,766.00	4,909,766.00	2.65
3110116	CONVENCIONES COLECTIVAS O CONVENIOS	1,110,900,000.00	0.00	0.00	1,110,900,000.00	0.00	1,110,900,000.00	0.00	409,600,591.00	36.87	0.00	409,600,591.00	36.87
31102	SERVICIOS PERSONALES INDIRECTOS	2,482,000,000.00	0.00	200,160,175.00	2,682,160,175.00	0.00	2,682,160,175.00	6,669,019.00	2,253,477,877.00	84.02	235,017,466.00	1,611,269,715.00	60.07
3110203	HONORARIOS	1,500,000,000.00	0.00	200,000,000.00	1,700,000,000.00	0.00	1,700,000,000.00	-15,766,600.00	1,410,266,717.00	82.96	149,677,850.00	1,022,892,022.00	60.17
3110204	REMUNERACION SERVICIOS TECNICOS	950,000,000.00	0.00	160,175.00	950,160,175.00	0.00	950,160,175.00	20,767,785.00	827,779,289.00	87.12	83,671,782.00	572,945,822.00	60.30
3110299	OTROS GASTOS DE PERSONAL	32,000,000.00	0.00	0.00	32,000,000.00	0.00	32,000,000.00	1,667,834.00	15,431,871.00	48.22	1,667,834.00	15,431,871.00	48.22
311029901	APOYO DE SOSTENIMIENTO	32,000,000.00	0.00	0.00	32,000,000.00	0.00	32,000,000.00	1,667,834.00	15,431,871.00	48.22	1,667,834.00	15,431,871.00	48.22
31103	APOR.PATRONALES SEC. PUBL. Y PRIV.	2,374,500,000.00	0.00	130,000,000.00	2,504,500,000.00	0.00	2,504,500,000.00	126,514,600.00	1,302,245,813.00	52.00	135,890,464.00	1,302,245,813.00	52.00
3110301	APOR. PATRONALES SECT. PRIVADO	1,371,500,000.00	0.00	0.00	1,371,500,000.00	0.00	1,371,500,000.00	75,001,400.00	842,587,600.00	61.44	75,374,000.00	842,587,600.00	61.44
311030101	CESANTIAS FONDOS PRIVADOS	221,000,000.00	0.00	0.00	221,000,000.00	0.00	221,000,000.00	0.00	0.00	0.00	0.00	0.00	0.00
311030102	PENSIONES FONDOS PRIVADOS	369,500,000.00	0.00	0.00	369,500,000.00	0.00	369,500,000.00	29,617,700.00	366,740,600.00	99.25	29,617,700.00	366,740,600.00	99.25
311030103	SALUD EPS PRIVADOS	523,500,000.00	0.00	0.00	523,500,000.00	0.00	523,500,000.00	27,812,400.00	283,673,500.00	54.19	27,812,400.00	283,673,500.00	54.19
311030105	CAJA DE COMPENSACION	257,500,000.00	0.00	0.00	257,500,000.00	0.00	257,500,000.00	17,571,300.00	192,173,500.00	74.63	17,943,900.00	192,173,500.00	74.63
3110302	APOR. PATRONALES SECT. PUBLICO	947,120,000.00	0.00	130,000,000.00	1,077,120,000.00	0.00	1,077,120,000.00	51,513,200.00	459,658,213.00	42.67	60,516,464.00	459,658,213.00	42.67
311030201	CESANTIAS FONDOS PUBLICOS	245,000,000.00	0.00	0.00	245,000,000.00	0.00	245,000,000.00	0.00	11,530,413.00	4.71	8,537,564.00	11,530,413.00	4.71
311030202	PENSIONES FONDOS PUBLICOS	369,440,000.00	0.00	0.00	369,440,000.00	0.00	369,440,000.00	24,600,300.00	153,655,600.00	41.59	24,600,300.00	153,655,600.00	41.59
311030204	RIESGOS PROFESIONALES SECTOR PÚBLICO	37,210,000.00	0.00	130,000,000.00	167,210,000.00	0.00	167,210,000.00	10,740,100.00	103,271,600.00	61.76	10,740,100.00	103,271,600.00	61.76
311030205	ICBF	177,280,000.00	0.00	0.00	177,280,000.00	0.00	177,280,000.00	9,703,200.00	9,982,600.00	64.71	9,982,600.00	114,717,200.00	64.71
311030206	SENA	118,190,000.00	0.00	0.00	118,190,000.00	0.00	118,190,000.00	6,469,600.00	76,483,400.00	64.71	6,655,900.00	76,483,400.00	64.71
3110303	OTROS APORTES PATRONALES	55,880,000.00	0.00	0.00	55,880,000.00	0.00	55,880,000.00	0.00	0.00	0.00	0.00	0.00	0.00
311030399	OTROS APORTES PATRONALES	55,880,000.00	0.00	0.00	55,880,000.00	0.00	55,880,000.00	0.00	0.00	0.00	0.00	0.00	0.00
312	GASTOS GENERALES	7,784,056,973.00	0.00	-200,160,175.00	7,583,896,798.00	0.00	7,583,896,798.00	225,342,820.00	4,094,997,042.00	54.00	377,179,273.00	3,100,083,377.00	40.88
31201	ADQUISICION DE BIENES	484,260,000.00	0.00	-46,960,000.00	437,300,000.00	0.00	437,300,000.00	33,849,000.00	242,836,091.00	55.53	23,960,321.00	30,436,209.00	6.96
3120101	DOTACIÓN	10,000,000.00	0.00	0.00	10,000,000.00	0.00	10,000,000.00	0.00	546,426.00	5.46	0.00	0.00	0.00
3120102	MATERIALES Y SUMINISTROS	113,400,000.00	0.00	15,000,000.00	128,400,000.00	0.00	128,400,000.00	33,849,000.00	39,975,998.00	31.13	153,000.00	6,232,688.00	4.85
3120103	GASTOS DE COMPUTADOR	352,180,000.00	0.00	-60,280,000.00	291,900,000.00	0.00	291,900,000.00	0.00	202,313,667.00	69.31	23,807,321.00	24,203,521.00	8.29
3120104	COMBUSTIBLES LUBRICANTES Y LLANTAS	8,680,000.00	0.00	-1,680,000.00	7,000,000.00	0.00	7,000,000.00	0.00	0.00	0.00	0.00	0.00	0.00
31202	ADQUISICION DE SERVICIOS	2,554,475,840.00	0.00	377,485,665.00	2,931,961,505.00	0.00	2,931,961,505.00	40,552,667.00	2,301,167,205.00	78.49	202,277,799.00	1,518,653,422.00	51.80
3120201	VIATICOS Y GASTOS DE VIAJE	50,000,000.00	-25,000,000.00	-25,160,175.00	24,839,825.00	0.00	24,839,825.00	0.00	9,440,709.00	38.01	0.00	9,440,709.00	38.01
3120202	GASTOS DE TRANSPORTE Y COMUNICACION	169,608,000.00	0.00	24,000,000.00	193,608,000.00	0.00	193,608,000.00	2,353,407.00	90,098,676.00	46.54	2,353,407.00	47,273,681.00	24.42
3120203	IMRESOS Y PUBLICACIONES	26,731,840.00	0.00	15,000,000.00	41,731,840.00	0.00	41,731,840.00	0.00	30,972,540.00	74.22	0.00	13,394,530.00	32.10
3120204	MANTENIMIENTO	235,690,000.00	0.00	-76,000,000.00	159,690,000.00	0.00	159,690,000.00	0.00	20,762,497.00	13.00	1,983,016.00	4,338,925.00	2.72
3120205	ARRENDAMIENTO	954,246,000.00	15,000,000.00	1,646,891,840.00	1,646,891,840.00	0.00	1,646,891,840.00	27,118,833.00	1,635,895,691.00	99.33	183,063,957.00	1,041,494,162.00	63.24
3120206	SEGUROS	700,000,000.00	0.00	-200,000,000.00	500,000,000.00	0.00	500,000,000.00	0.00	321,536,119.00	64.31	676,284.00	305,859,734.00	61.17
3120208	SERVICIOS PUBLICOS	223,000,000.00	-15,000,000.00	-85,000,000.00	138,000,000.00	0.00	138,000,000.00	9,080,427.00	81,482,488.00	59.05	9,080,427.00	81,482,488.00	59.05
3120209	CAPACITACION	50,000,000.00	25,000,000.00	40,000,000.00	90,000,000.00	0.00	90,000,000.00	0.00	6,906,150.00	7.67	0.00	6,176,150.00	6.86
3120210	BIENESTAR E INCENTIVOS	98,000,000.00	0.00	0.00	98,000,000.00	0.00	98,000,000.00	0.00	98,000,000.00	100.00	3,120,708.00	3,120,708.00	3.18
3120211	PROMOCION INSTITUCIONAL	15,000,000.00	0.00	0.00	15,000,000.00	0.00	15,000,000.00	2,000,000.00	6,072,335.00	40.48	2,000,000.00	6,072,335.00	40.48
3120213	SALUD OCUPACIONAL	32,200,000.00	0.00	-8,000,000.00	24,200,000.00	0.00	2						

Ejecución Presupuestal de Gastos e Inversión Periodo 201710

Código	Nombre	Apropiación Inicial	Modificaciones Mes	Presupuestales Acumulado	Apropiación Vigente	Apropiaciones Suspendidas	Apropiación Disponible	Compromisos Mes	Compromisos Acumulados	% Ejec.	Giros Mes	Giros Acumulados	% Giros
1	2	3	4	5	6 = (3 + 5)	7	8 = (6 - 7)	9	10	11 = (10 / 8)	12	13	14 = (13 / 8)
3120302	SENTENCIAS JUDICIALES	745,000,000.00	0.00	136,700,588.00	881,700,588.00	0.00	881,700,588.00	0.00	58,016,953.00	6.58	0.00	58,016,953.00	6.58
314	CUENTAS POR PAGAR FUNC.	988,543,027.00	0.00	1,008,386,428.00	1,996,929,455.00	0.00	1,996,929,455.00	-24,836,505.00	1,946,363,118.00	97.47	40,580,540.00	1,554,536,488.00	77.85
34	INVERSION	37,647,400,000.00	0.00	87,114,654,716.00	124,762,054,716.00	0.00	124,762,054,716.00	322,810,352.00	45,813,539,466.00	36.72	723,520,163.00	31,716,908,237.00	25.42
341	DIRECTA	26,781,529,844.00	0.00	81,735,309,870.00	108,516,839,714.00	0.00	108,516,839,714.00	393,194,070.00	29,701,819,836.00	27.37	723,520,163.00	21,382,269,136.00	19.70
34115	BOGOTA MEJOR PARA TODOS	26,781,529,844.00	0.00	81,735,309,870.00	108,516,839,714.00	0.00	108,516,839,714.00	393,194,070.00	29,701,819,836.00	27.37	723,520,163.00	21,382,269,136.00	19.70
3411502	PILAR DEMOCRACIA URBANA	24,271,529,844.00	0.00	81,597,309,870.00	105,868,839,714.00	0.00	105,868,839,714.00	372,941,295.00	27,712,983,047.00	26.18	433,352,536.00	20,022,472,814.00	18.91
341150214	INTERVENCIONES INTEGRALES DEL HABITAT	24,271,529,844.00	0.00	81,597,309,870.00	105,868,839,714.00	0.00	105,868,839,714.00	372,941,295.00	27,712,983,047.00	26.18	433,352,536.00	20,022,472,814.00	18.91
34115021483	FORMULACIÓN DE PROYECTOS DE DESARROLLO Y	3,058,000,000.00	0.00	1,335,793,509.00	4,393,793,509.00	0.00	4,393,793,509.00	11,183,344.00	2,548,256,686.00	58.00	281,179,144.00	1,776,623,305.00	40.43
34115021483134	INTERVENCIONES INTEGRALES DEL HÁBITAT	3,058,000,000.00	0.00	1,335,793,509.00	4,393,793,509.00	0.00	4,393,793,509.00	11,183,344.00	2,548,256,686.00	58.00	281,179,144.00	1,776,623,305.00	40.43
34115021484	GESTIÓN DE SUELO Y DESARROLLO DE PROYECT	21,213,529,844.00	0.00	80,261,516,361.00	101,475,046,205.00	0.00	101,475,046,205.00	361,757,951.00	25,164,726,361.00	24.80	152,173,392.00	18,245,849,509.00	17.98
34115021484134	INTERVENCIONES INTEGRALES DEL HÁBITAT	21,213,529,844.00	0.00	80,261,516,361.00	101,475,046,205.00	0.00	101,475,046,205.00	361,757,951.00	25,164,726,361.00	24.80	152,173,392.00	18,245,849,509.00	17.98
3411507	GOBIERNO LEGÍTIMO, FORTALECIMIENTO LOCAL	2,510,000,000.00	0.00	138,000,000.00	2,648,000,000.00	0.00	2,648,000,000.00	20,252,775.00	1,988,836,789.00	75.11	290,167,627.00	1,359,796,322.00	51.35
341150742	TRANSPARENCIA, GESTIÓN PÚBLICA Y SERVICI	2,510,000,000.00	0.00	138,000,000.00	2,648,000,000.00	0.00	2,648,000,000.00	20,252,775.00	1,988,836,789.00	75.11	290,167,627.00	1,359,796,322.00	51.35
34115074234	FORTALECIMIENTO INSTITUCIONAL	2,510,000,000.00	0.00	138,000,000.00	2,648,000,000.00	0.00	2,648,000,000.00	20,252,775.00	1,988,836,789.00	75.11	290,167,627.00	1,359,796,322.00	51.35
34115074234185	FORTALECIMIENTO A LA GESTIÓN PÚBLICA EFE	2,510,000,000.00	0.00	138,000,000.00	2,648,000,000.00	0.00	2,648,000,000.00	20,252,775.00	1,988,836,789.00	75.11	290,167,627.00	1,359,796,322.00	51.35
343	CUENTAS POR PAGAR	10,865,870,156.00	0.00	5,379,344,846.00	16,245,215,002.00	0.00	16,245,215,002.00	-70,383,718.00	16,111,719,630.00	99.18	0.00	10,334,639,101.00	63.62


 JAVIER SUÁREZ PEDRAZA
 GESTOR SENIOR 3 - PRESUPUESTO


 YAMILE ANGÉLICA MEDINA WALTEROS
 SUBGERENTE DE GESTIÓN CORPORATIVA


 LINA MARGARITA AMADOR VILLANEDA
 GERENTE GENERAL