






Ejecución Presupuestal de Gastos e Inversión Periodo 201708

Código	Nombre	Apropiación Inicial	Modificaciones Mes	Presupuestales Acumulados	Apropiación Vigente	Apropiaciones Suspendidas	Apropiación Disponible	Compromisos Mes	Compromisos Acumulados	% Ejec.	Giros Mes	Giros Acumulados	% Giros
1	2	3	4	5	6 = (3 + 5)	7	8 = (6 - 7)	9	10	11 = (10 / 8)	12	13	14 = (13 / 8)
3120302	SENTENCIAS JUDICIALES	745,000,000.00	0.00	136,700,588.00	881,700,588.00	0.00	881,700,588.00	0.00	58,016,953.00	6.58	0.00	58,016,953.00	6.58
314	CUENTAS POR PAGAR FUNC.	988,543,027.00	0.00	1,008,386,428.00	1,996,929,455.00	0.00	1,996,929,455.00	-16,753,422.00	1,971,199,623.00	98.71	47,371,670.00	1,418,245,620.00	71.02
34	INVERSION	37,647,400,000.00	5,725,675,970.00	87,114,654,716.00	124,762,054,716.00	0.00	124,762,054,716.00	11,955,254,107.00	44,228,847,675.00	35.45	13,638,013,366.00	27,520,500,710.00	22.06
341	DIRECTA	26,781,529,844.00	6,325,675,970.00	81,735,309,870.00	108,516,839,714.00	0.00	108,516,839,714.00	11,970,104,107.00	28,044,647,842.00	25.84	12,312,377,756.00	19,282,462,773.00	17.77
34115	BOGOTA MEJOR PARA TODOS	26,781,529,844.00	6,325,675,970.00	81,735,309,870.00	108,516,839,714.00	0.00	108,516,839,714.00	11,970,104,107.00	28,044,647,842.00	25.84	12,312,377,756.00	19,282,462,773.00	17.77
3411502	PILAR DEMOCRACIA URBANA	24,271,529,844.00	6,087,675,970.00	81,597,309,870.00	105,868,839,714.00	0.00	105,868,839,714.00	11,704,569,107.00	26,219,727,264.00	24.77	12,068,498,485.00	18,382,477,651.00	17.36
341150214	INTERVENCIONES INTEGRALES DEL HABITAT	24,271,529,844.00	6,087,675,970.00	81,597,309,870.00	105,868,839,714.00	0.00	105,868,839,714.00	11,704,569,107.00	26,219,727,264.00	24.77	12,068,498,485.00	18,382,477,651.00	17.36
34115021483	FORMULACIÓN DE PROYECTOS DE DESARROLLO Y	3,058,000,000.00	0.00	1,335,793,509.00	4,393,793,509.00	0.00	4,393,793,509.00	126,447,526.00	2,154,002,402.00	49.02	327,580,782.00	1,262,860,404.00	28.74
34115021483134	INTERVENCIONES INTEGRALES DEL HÁBITAT	3,058,000,000.00	0.00	1,335,793,509.00	4,393,793,509.00	0.00	4,393,793,509.00	126,447,526.00	2,154,002,402.00	49.02	327,580,782.00	1,262,860,404.00	28.74
34115021484	GESTIÓN DE SUELO Y DESARROLLO DE PROYECT	21,213,529,844.00	6,087,675,970.00	80,261,516,361.00	101,475,046,205.00	0.00	101,475,046,205.00	11,578,121,581.00	24,065,724,862.00	23.72	11,740,917,703.00	17,119,617,247.00	16.87
34115021484134	INTERVENCIONES INTEGRALES DEL HÁBITAT	21,213,529,844.00	6,087,675,970.00	80,261,516,361.00	101,475,046,205.00	0.00	101,475,046,205.00	11,578,121,581.00	24,065,724,862.00	23.72	11,740,917,703.00	17,119,617,247.00	16.87
3411507	GOBIERNO LEGÍTIMO, FORTALECIMIENTO LOCAL	2,510,000,000.00	238,000,000.00	138,000,000.00	2,648,000,000.00	0.00	2,648,000,000.00	265,535,000.00	1,824,920,578.00	68.92	243,879,271.00	899,985,122.00	33.99
341150742	TRANSPARENCIA, GESTIÓN PÚBLICA Y SERVICI	2,510,000,000.00	238,000,000.00	138,000,000.00	2,648,000,000.00	0.00	2,648,000,000.00	265,535,000.00	1,824,920,578.00	68.92	243,879,271.00	899,985,122.00	33.99
34115074234	FORTALECIMIENTO INSTITUCIONAL	2,510,000,000.00	238,000,000.00	138,000,000.00	2,648,000,000.00	0.00	2,648,000,000.00	265,535,000.00	1,824,920,578.00	68.92	243,879,271.00	899,985,122.00	33.99
34115074234185	FORTALECIMIENTO A LA GESTIÓN PÚBLICA EFE	2,510,000,000.00	238,000,000.00	138,000,000.00	2,648,000,000.00	0.00	2,648,000,000.00	265,535,000.00	1,824,920,578.00	68.92	243,879,271.00	899,985,122.00	33.99
343	CUENTAS POR PAGAR	10,865,870,156.00	-600,000,000.00	5,379,344,846.00	16,245,215,002.00	0.00	16,245,215,002.00	-14,850,000.00	16,184,199,833.00	99.62	1,325,635,610.00	8,238,037,937.00	50.71

  
 JAVIER SUÁREZ PEDRAZA  
 GESTOR SENIOR 3 - PRESUPUESTO

  
 YAMILE ANGÉLICA MEDINA WALTEROS  
 SUBGERENTE DE GESTIÓN CORPORATIVA

  
 EDUARDO AGUIRRE MONROY  
 GERENTE GENERAL